

The Facts.



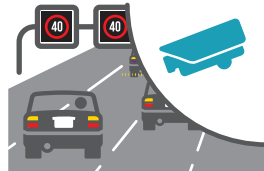
Regional Operations Centres use cameras, variable message signs and CCTV on smart motorways.



Speed restrictions can be set and lanes closed if there's an incident or congestion (depending on motorways).



Large information signs are used to warn drivers about traffic queues, speed limits as well as lane closures.



Digital speed cameras are widely used to enforce variable speed limits across all four lanes.



Smart motorways have ERAs spaced at regular intervals. They have cameras, not always detection technology.



Emergency Refuge Areas (ERA) have Emergency Roadside Telephones (ERT) to call Regional Operations Centres

The Advice.



In the event of a breakdown go left and try to reach an ERA or Exit to be able to safely leave your vehicle.



If stranded on motorway, stay in your vehicle. Switch-on hazard lights, dial 999 and state your position.




If you have to remain in your vehicle, leave ignition on and engine off (assuming there is NO RISK OF FIRE). This will allow airbags to be deployed in the event of a collision.



If you and all occupants can safely exit your car, do-so via doors on the far left. Wait behind safety barrier.



Turn on your hazard warning lights if your vehicle is broken down. If dark or foggy also turn-on side lights and/or fog lights. Never use a warning triangle.



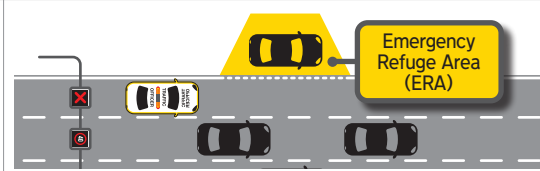
On occasions incidents can be cleared very quickly. You will be instructed by variable speed signs to reduce speed, for what may appear to be for no obvious reason.



ERAs, motorway service areas & short stretches of hard shoulder on exit slips are all 'Places of relative safety'.



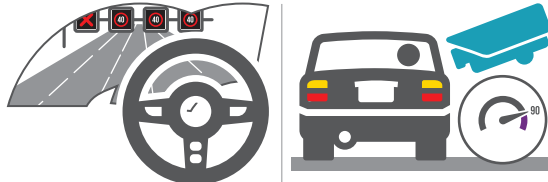
If you stop in a ERA, use the SOS phone on arrival & before leaving. Operators use CCTV to monitor your vehicle.



ERA's are emergency lay-bys. Before leaving an ERA YOU MUST contact the Regional Operations Centre. They'll assist your safe exit with a Traffic Officer and/or temporary lane closure.



Enforcing Speed Limits.

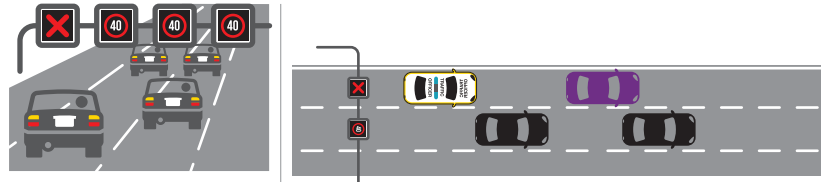


After incidents occur drivers first see a 60mph limit sign. Signs then slow speeds down until reaching the incident.

Speed limits are enforced by HADECS*, that can detect & record speeding offences & initiates a prosecution.

* Highways Agency Digital Enforcement Camera System

A red X sign indicates that a lane is closed to traffic.



Stay out of a lane marked by a X. Ahead there may be an incident maintenance workers or emergency services.

It is illegal to drive in a lane closed by a Red X sign. If you are caught driving in a lane closed by a Red X sign, you could receive a fixed penalty of up to £100 and three points.